

UNYQ[®]

QuickFit
TECHNICAL GUIDE



INDEX

5 QuickFit

5 Description and product options

6 Technical details

7 How to order

8 General specifications

9 Cutting instructions

14 Warranty, care & return

UNYQ[®] QUICKFIT

UNYQ QuickFit Covers, our semi-custom prosthetic covers are our ready-to-fit option available for Transfemoral prosthesis with specific prosthetic knees. Made by 3D printing in Polyamide (PA12), a thermoplastic material with great mechanical characteristics which makes it ideal to create resistant and lightweight covers. These covers offer protection for the prosthetic components and semi-custom limb shape for the user. They come in a single shape and length that can be directly adjusted in the clinic for each user. These covers can be stocked, as there are no photos and measurements required, and having it ready to wear in a single appointment after adapting the length. Our delivery time is only 14 days.

- **SEMI-CUSTOM SHAPE** FOR SELECTED PROSTHETIC KNEES
 - **NO PHOTOS** & MEASUREMENTS REQUIRED
 - ORDERING THROUGH OUR **WEBSITE**
 - AVAILABLE FOR SELECTED **AK** PROSTHESIS
 - REQUIRE ADAPTATION TO THE PROSTHESIS IN THE CLINIC.

PRODUCT OPTIONS

QUICKFIT

DELIVERY	14 days
TYPE	AK (selected knees*)
MATERIAL	3D Firm (PA12)
ATTACHMENT	Magnets & Clamp
DESIGNS	U design
COLORS	Limited Colors
COATING	Satin
EXTRAS	not available

*Currently available for C-Leg 4 Genium, Kenevo, 3R80, 3R85 Dynion (Ottobock), Rheo/Rheo XC (Össur), Quattro, Allux (Proteor), prosthetic knees. Please check for other options.

TECHNICAL SHEET

- These covers have clamps to the pylom or prosthetic knee, they are joined the front cover with the back cover with magnets.
- These covers require the technicians to adapt it to the prosthesis using their own tools in the clinic workshop.
- These covers should never be cut above the grip of the screws located in the distal part.



PRODUCT NAME: (QuickFit)

PRODUCT DESCRIPTION: Protective personalized prosthetic cover for amputees, that provide an answer to the physical and psychological needs of each user.

PRODUCT IDENTIFICATION: UNYQ Covers are easy to identify thanks to the brand logo engraved at the top back part. Each cover is also engraved with an individual series number for each user. This makes easy to identify our product as well as personalize them.

TECHNOLOGY: 3D Printed

BENEFITS:

- Protection. Protects the prosthetic components against everyday bumps.
- Water resistant (the covers do not waterproof internal prosthetic parts).
- Hygienic and easy to clean surface

SIZE: Custom designed product, made to measure and personalized for each user's anatomy and prosthetic components.

PROSTHESIS: AK prosthesis (selected knees).

OPTIONS: available in one smooth design (U), Black,white, Grey, Blue, and skin tone colors, Satin coating.

WEIGHT: lightweight (avg. 500gr, depending on the user's anatomy)

ATTACHMENT SYSTEM: Magnets & Clamp.

Fast and easy adjustments:

- With 4 pairs of magnets (8 magnets in total) (19,6 - 23,5 Nm each pair).
- With 2-4 screws for the Clamp to the prosthesis

MATERIAL AND BIOCOMPATIBILITY:

- **3D Firm covers in Polyamide (PA12):** robust thermoplastic that creates high density pieces with a strong structure, ideal for complex assembling projects, covers and waterproof applications. Biocompatibility declaration: it meets USP Class I-VI and US FSA requirements for intact skin surface devices.

TEMPERATURE RANGE: -20° C to +50° (-5° F to +125° F).

MANUFACTURE: Manufactured by 3D printing in Spain by the company: UNYQ Design Europe, S.L. (B21539135).

Our products do not carry CE marking as they are not medical devices according to article 2 of Royal Decree 1591/2009 of 16 October, as well as being custom-made.

WARRANTY: UNYQ covers have a 1 year warranty on the materials, as long as the cover has been used in everyday, medium impact activities. UNYQ prosthetic covers are not recommended for use in high impact or sporting activities. Paint is not included in the warranty. UNYQ does not accept returns based on shape, design or product volume. Please check our extended warranty terms.



C-Leg 4



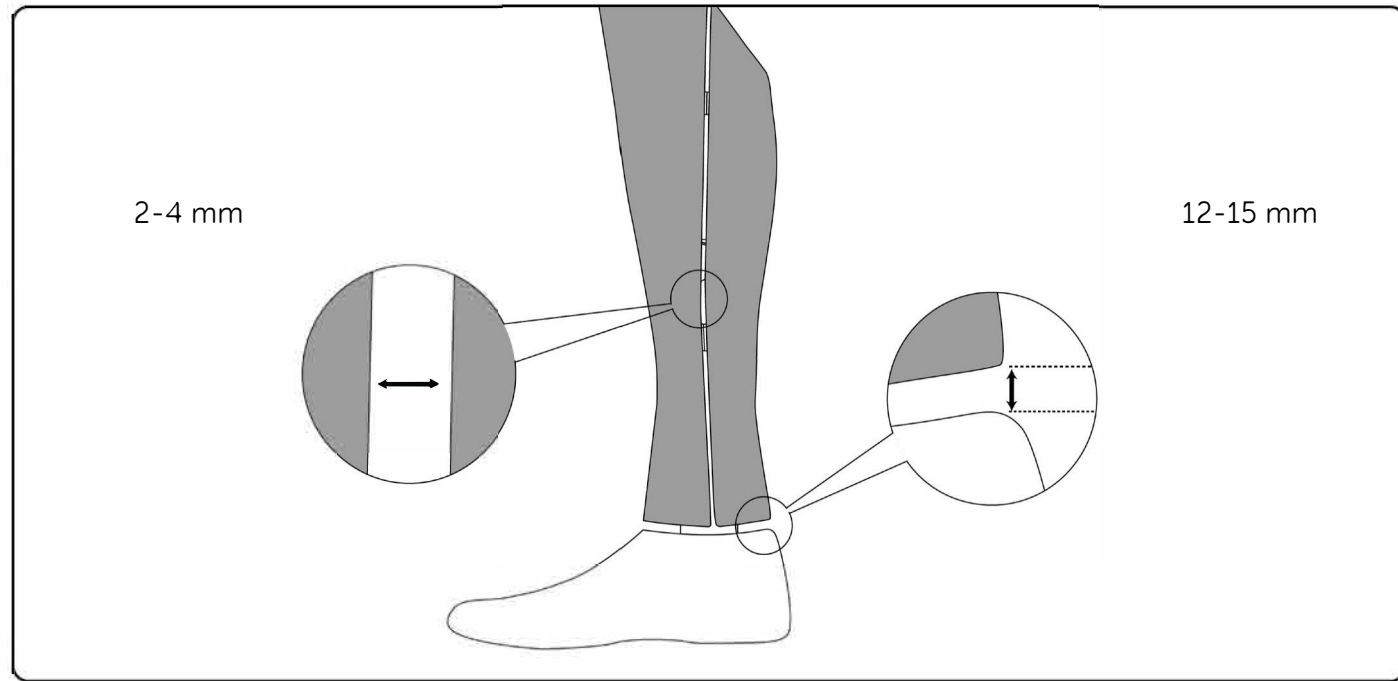
3R80

ORDERING PROCESS

Online Ordering platform

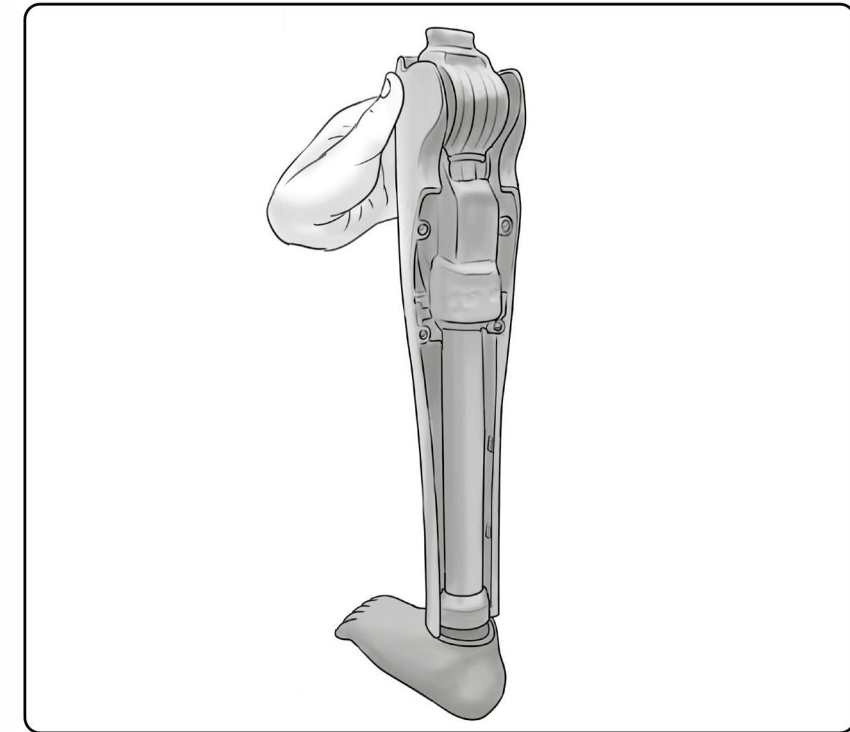
Access to our ordering form at UNYQ.COM, or in PDF and send it to us through email to orders@unyq.com. You can also access to the form through the home screen in our UNYQ App.

GENERAL SPECIFICATIONS



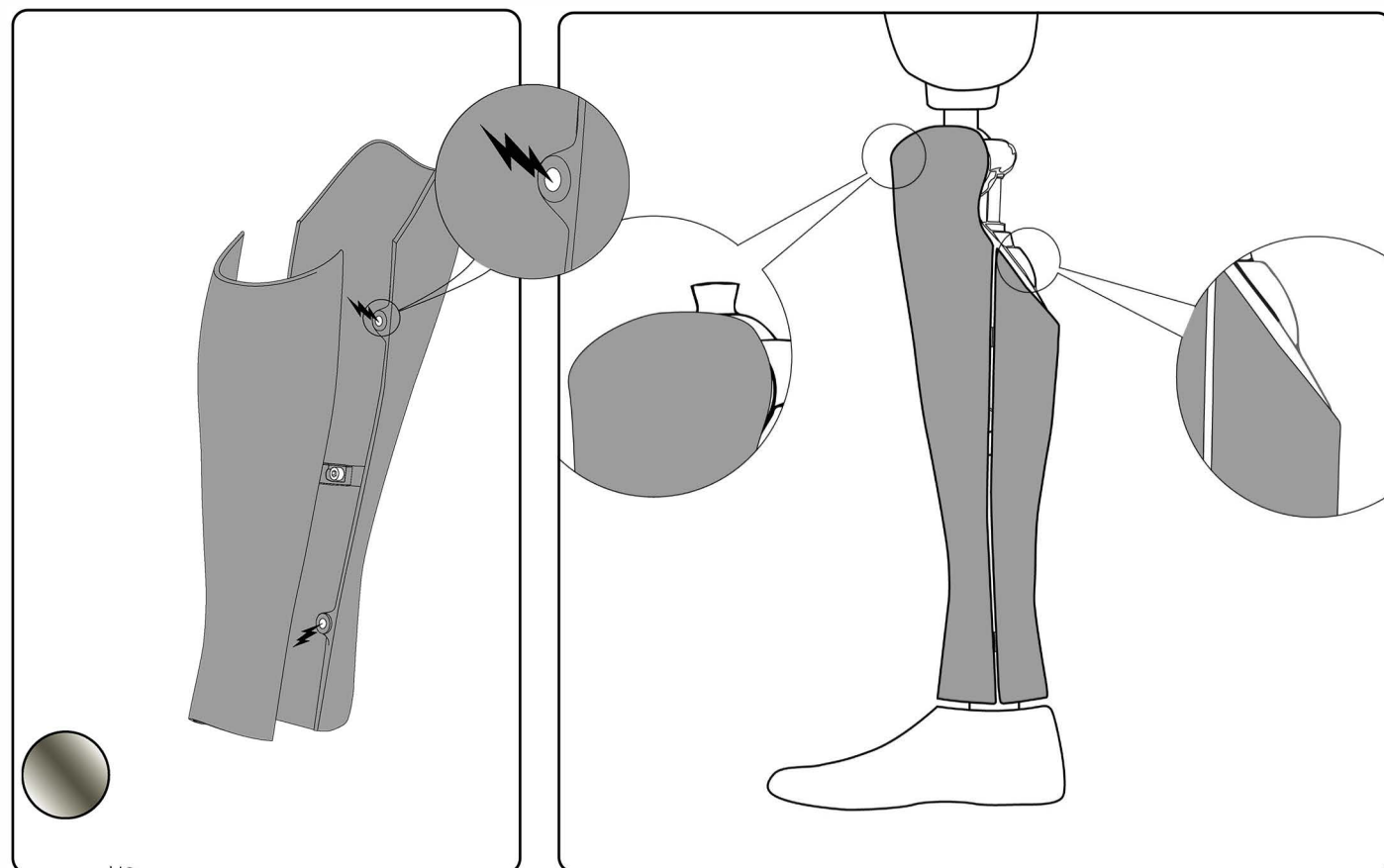
CUTTING INSTRUCTIONS

1. Place cover on the prosthesis.

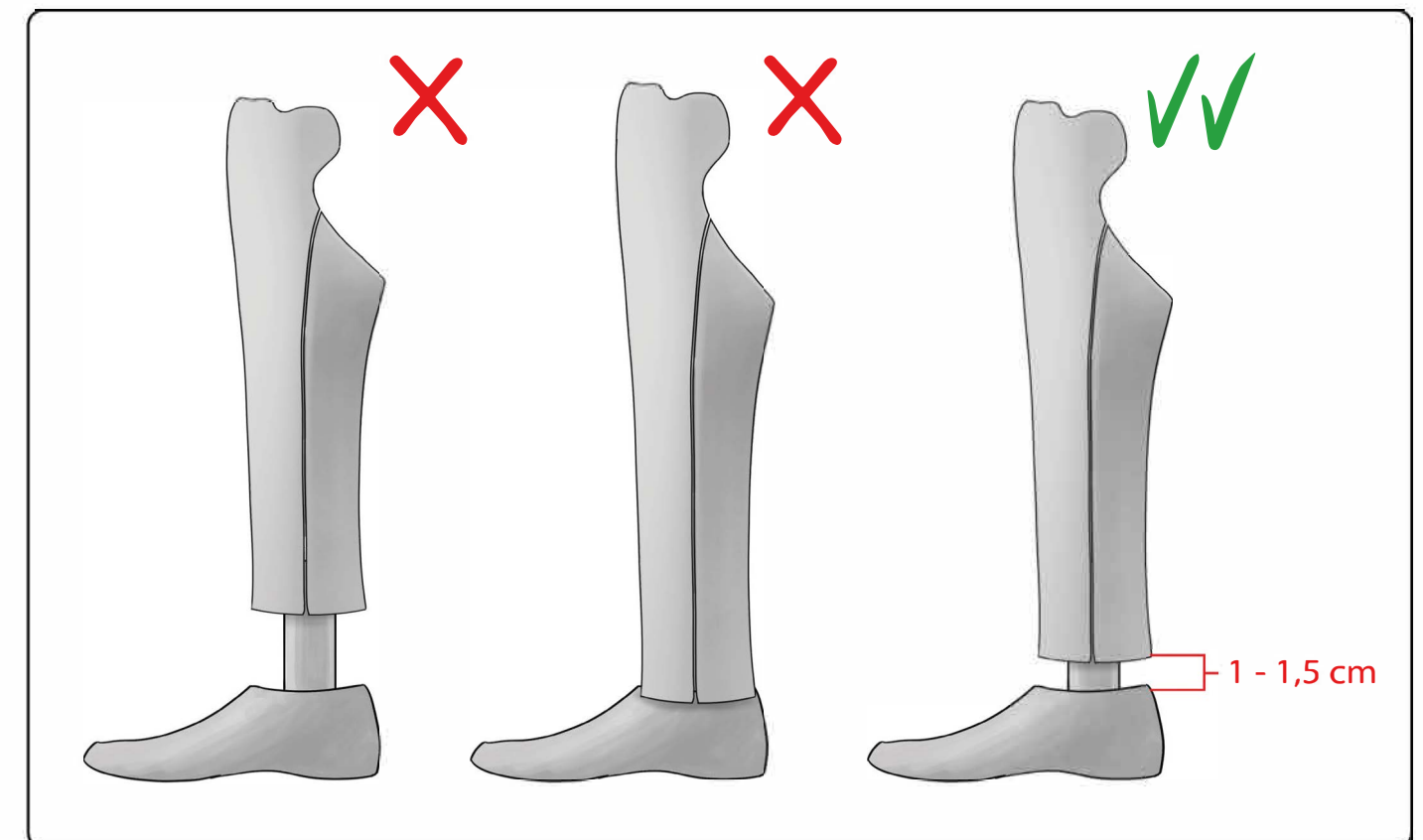


MAGNETS

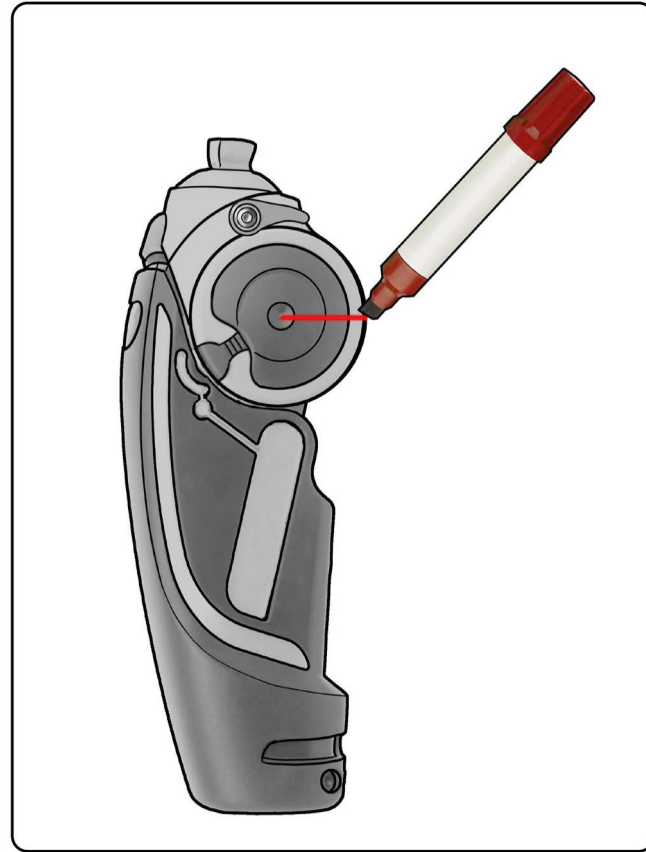
ADJUSTS TO KNEE



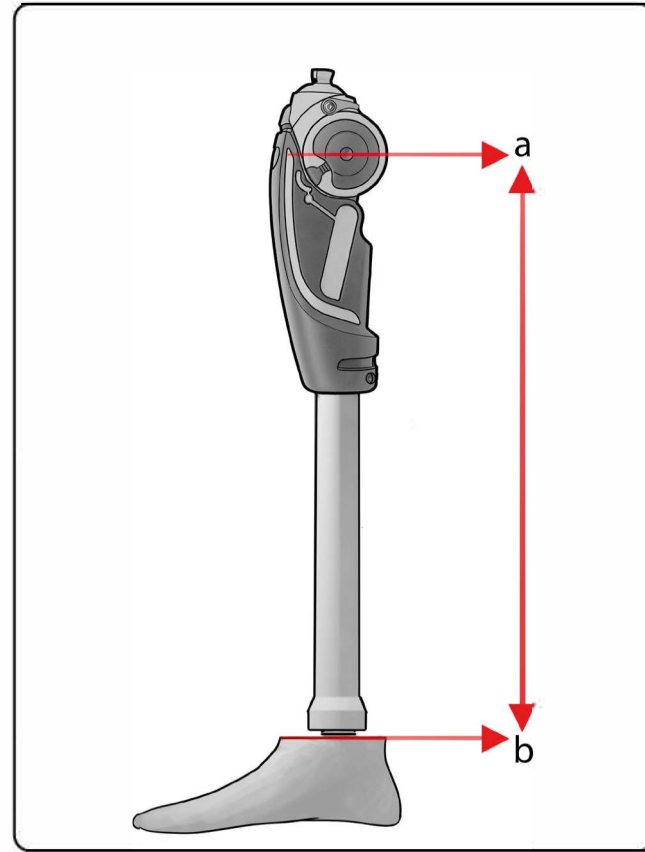
2. Check if the length of the cover is suitable for the prosthesis.



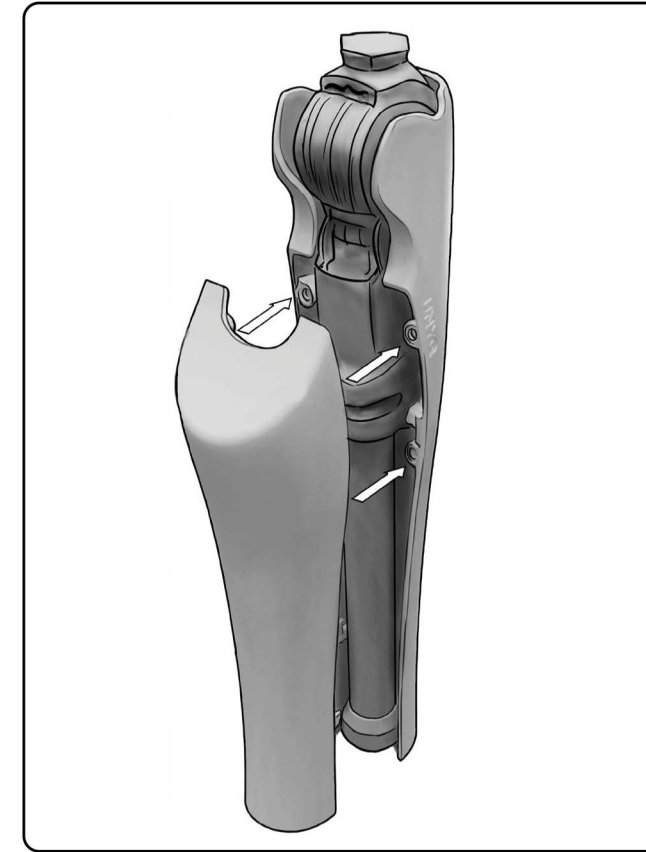
3. Mark the knee's rotation axis.



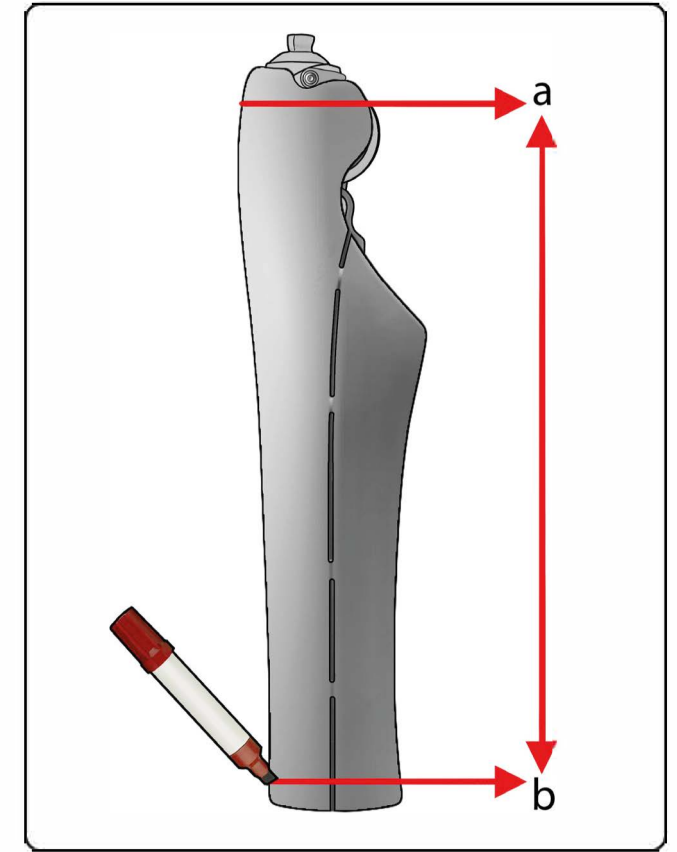
4. Measure from the knee's axis to the prosthetic foot and use it as a reference.



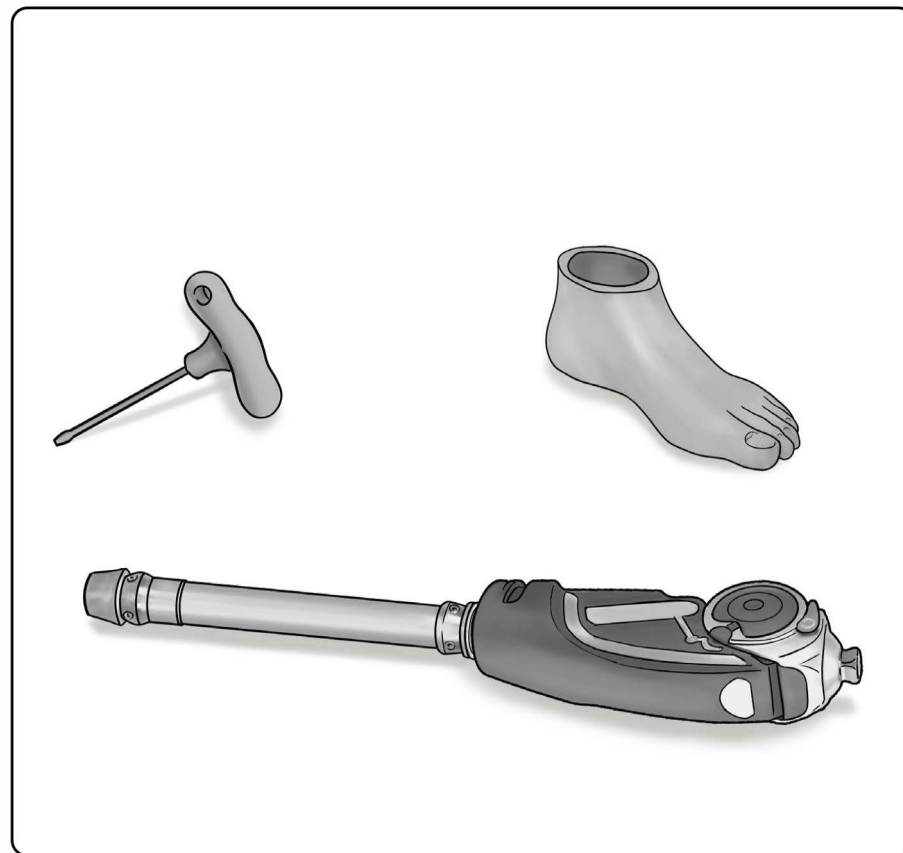
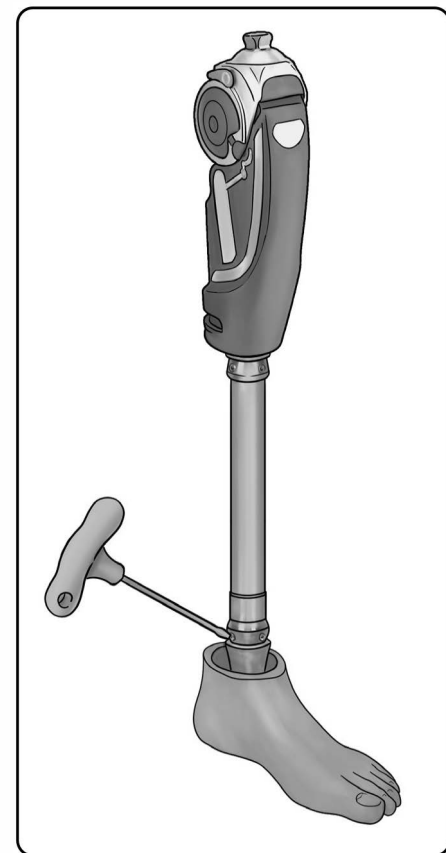
6. Join the front and the back cover together with the knee.



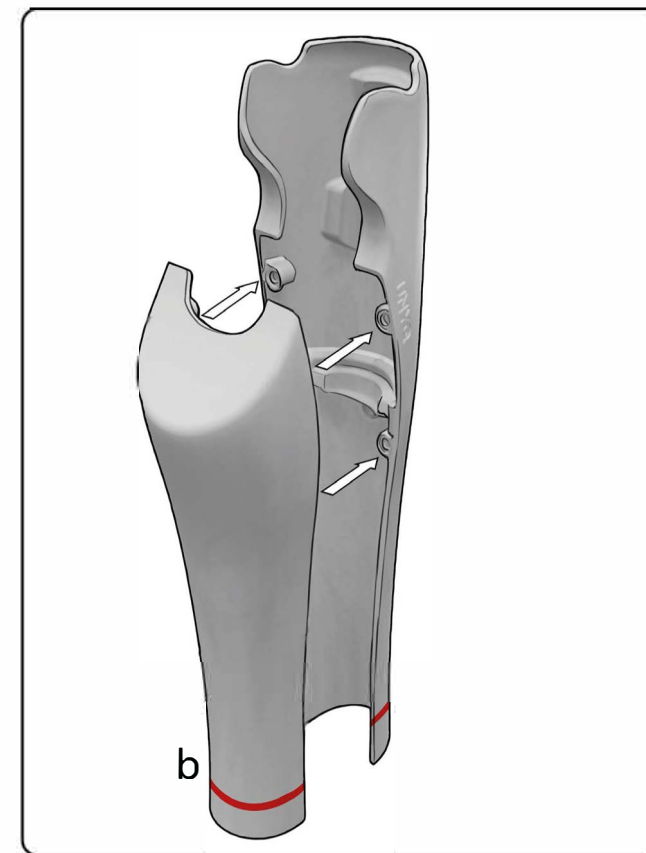
7. Write down the measurements (a - b) of the cover.



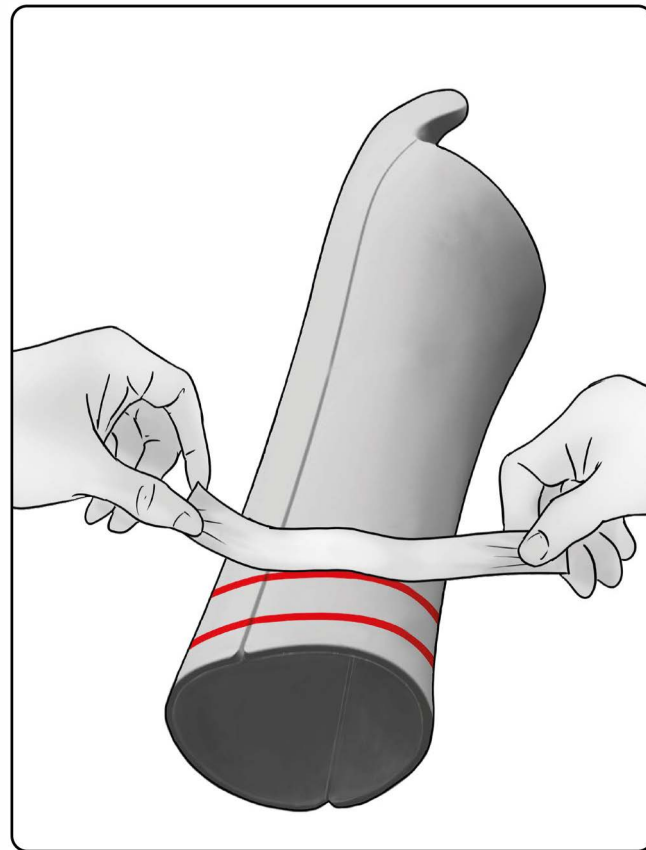
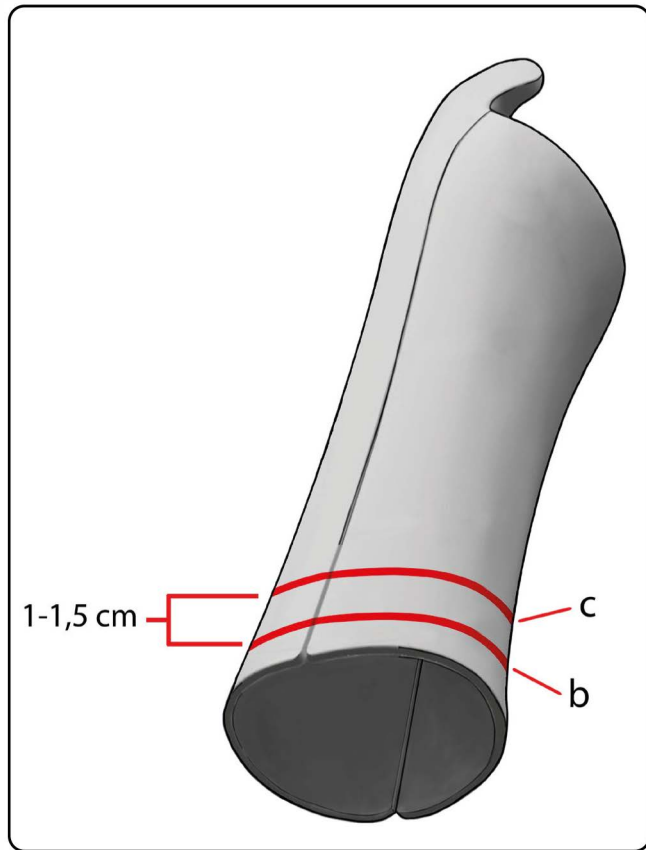
5. Disassemble the prosthetic foot.



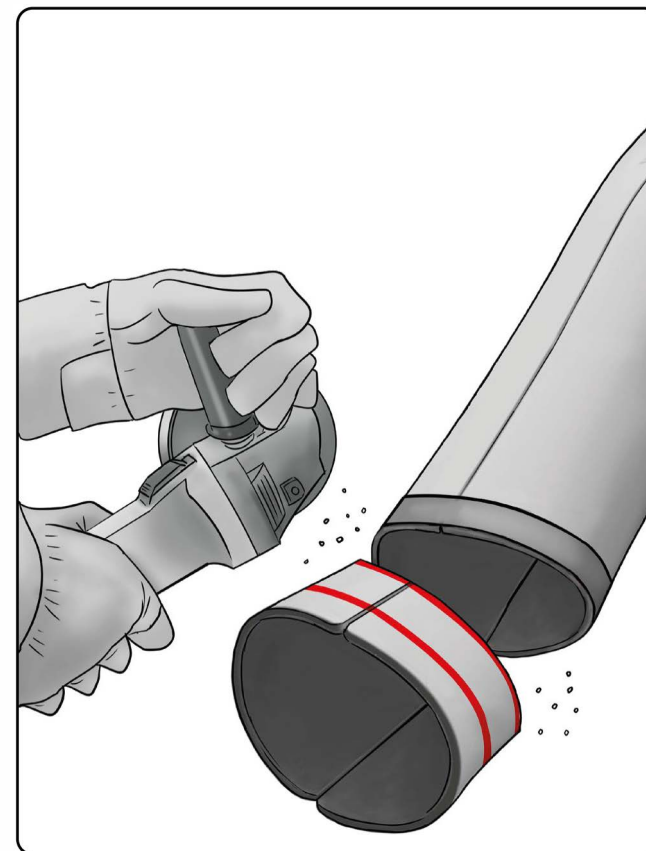
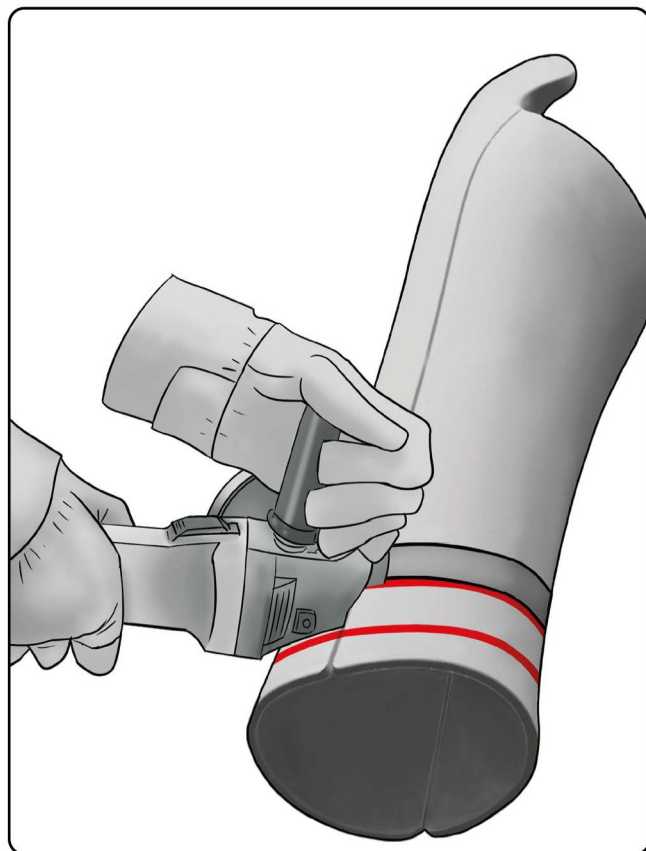
8. Join the front and the back cover together.



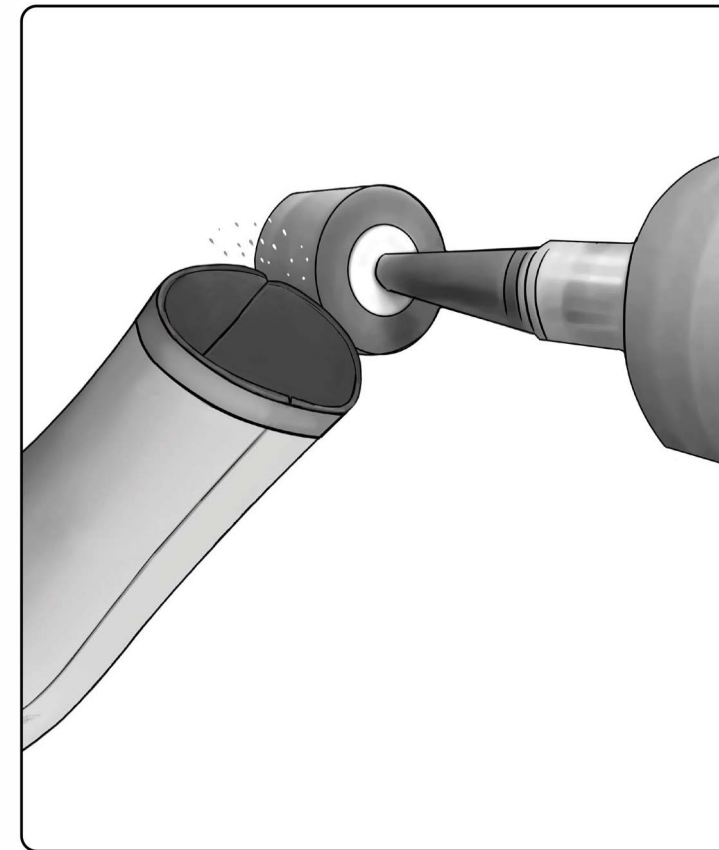
9. Set the taken measurement (knee axis - foot) and draw a line of 1 - 1.5 cm above it. Place tape along the cutting line to avoid plastic and paint from chipping.



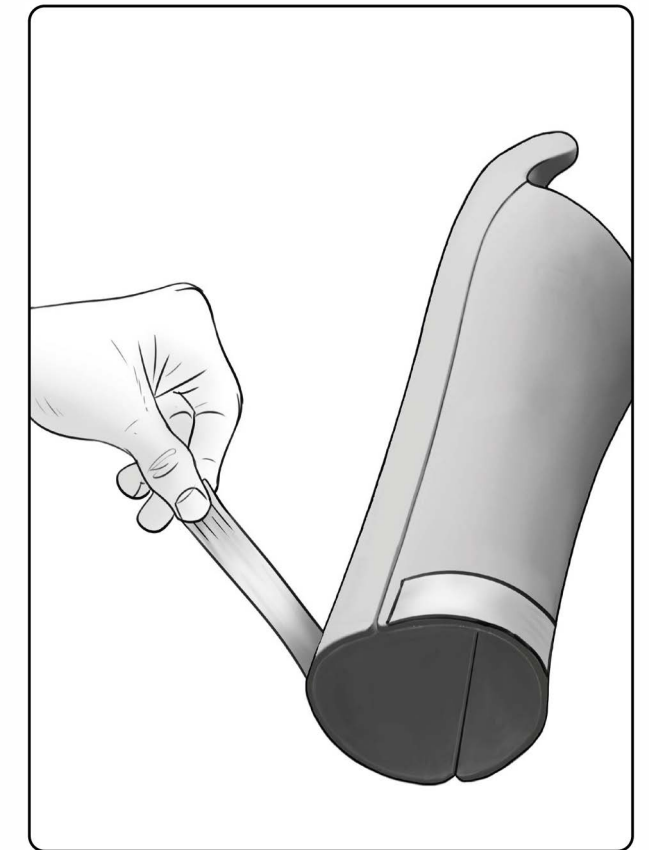
10. Cut the cover following the line.



11. Grind and smooth the cover, always leaving the tape on, to avoid plastic and paint from chipping.



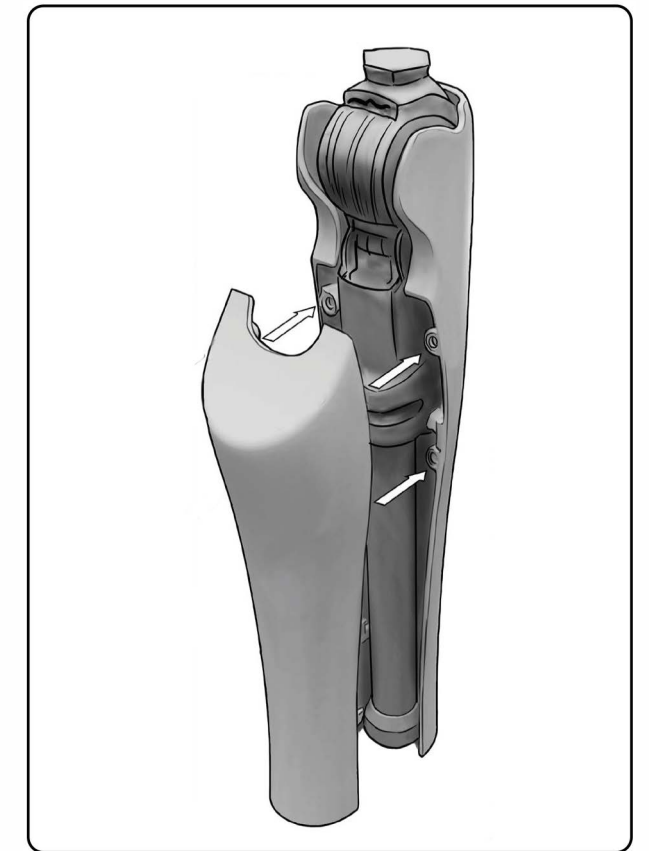
12. Remove the tape.



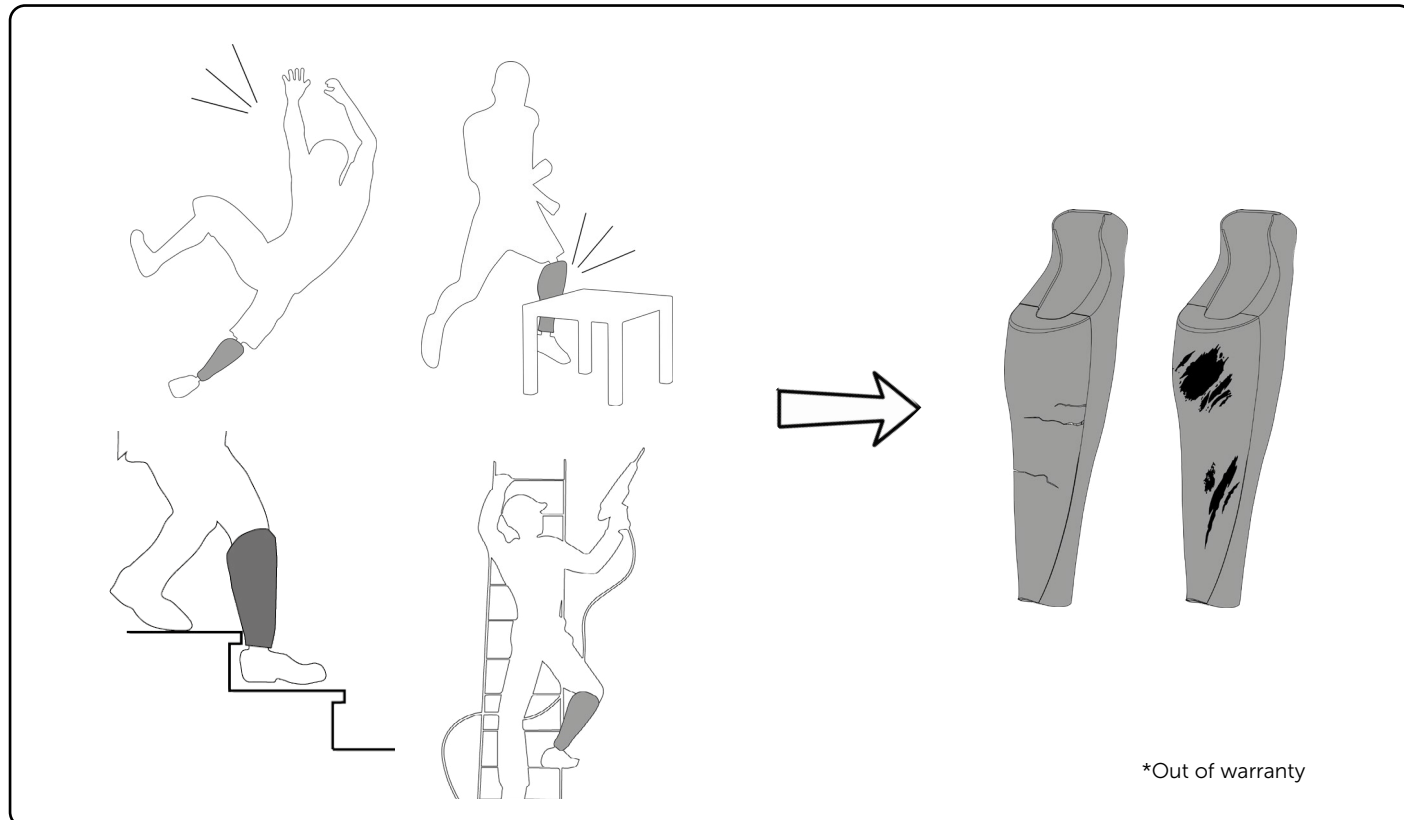
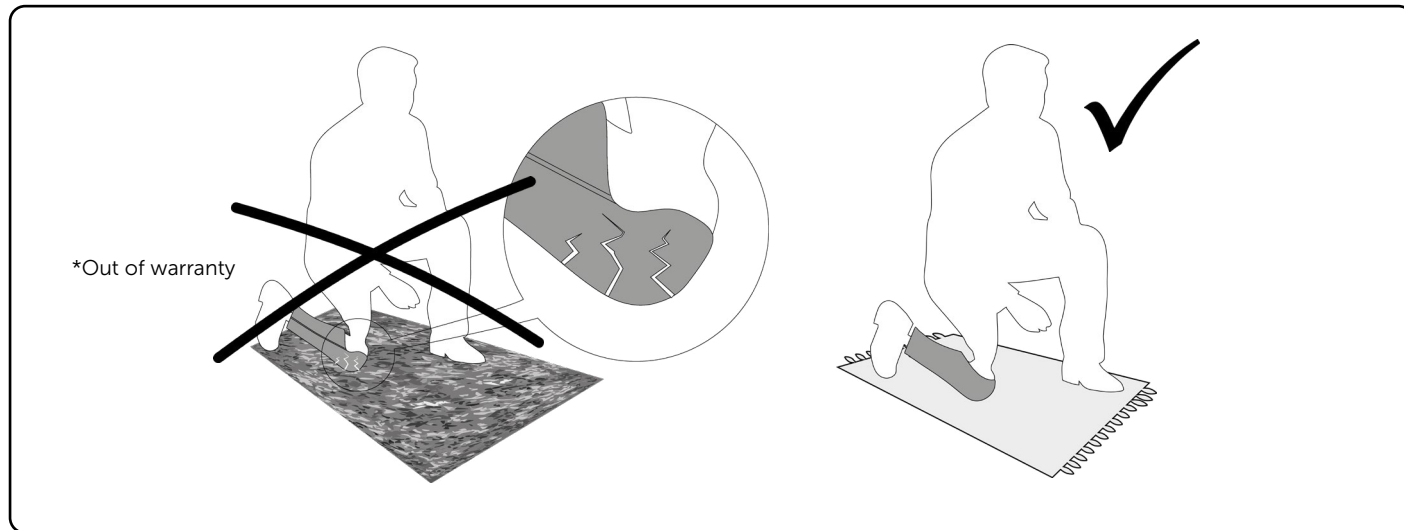
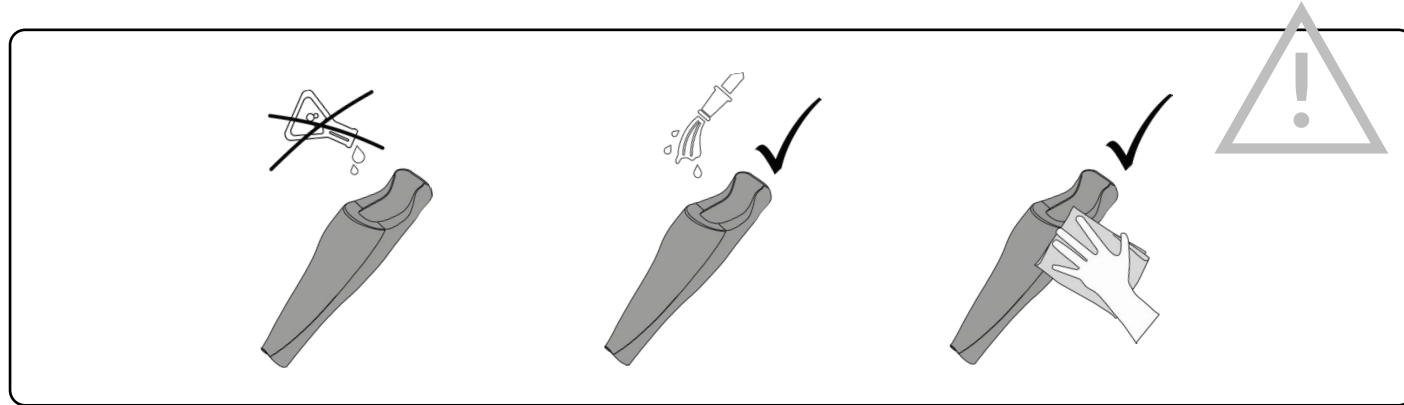
13. Retouch the cut edge with a black pen for a better looking finish.



14. Fit the cover to the prosthesis.



WARRANTY & CARE



WARRANTY & RETURN

QUICKFIT WARRANTY & RETURN

Our covers protect the internal prosthetic components from damage caused by impacts and usual bumps of everyday life, but like any other protective and aesthetic parts, paint may be damaged and material can break when exposed to shocks, scratches and falls. Please, avoid kneeling down with your cover on hard surfaces and sharp objects.

UNYQ warrants all parts and assemblies to be free from defects in material, production and workmanship to the point of delivery.

We do not recommend using our covers for sports or high impact activities. It is suitable for moderate impact activities, like walking, bathing, cycling, golf, dancing. Material breakages and painting scratches caused by impacts are excluded from our warranty.

We offer a repaint service for cases not included in our warranty. Contact our Customer Support Team for more information.

Do not apply direct heat to your QuickFit cover as it will damage it. This includes, but is not limited to, a naked flame, a heat bar, a fire gun or any other heating instrument regardless of the source of heat.

The cover and paint are guaranteed to function between -20° C and 50 ° C (-4° F - 122° F).

RETURNS & REFUNDS

If there is a manufacturing defect in your cover, you must notify UNYQ before effecting any modifications on it. We will replace it at no additional cost.

PRODUCT CARE

We strongly advise taking care of the cover in everyday use, avoiding impacts against sharp objects, hitting chairs, tables or metallic parts when getting into cars or prosthesis falling on the floor with the cover on. Material breakages and painting scratches caused by this kind of situation are excluded from our warranty.

For the best care, please avoid:

- Kneeling down on hard floors. (Soft surfaces such as a carpets are a suitable surface).
- Hitting the cover against hard objects (car, table, staircase, etc.). Scratches or breaks may appear.
- Sharp objects.

Our Prosthetic Covers are waterproof and therefore can be used in fresh and saltwater. Splashes cause no damage to covers. Please, make sure that your prosthetic components are also waterproof.

We recommend cleaning the cover with a smooth wet cloth after usage, and drying it properly with a clean cloth. Please don't use chemical products.

UNYQ assumes no responsibility if the damage is caused by an incorrect use of our products.

UNYQ[®]
like no other

UNYQ.COM

English | Deutsch | Français | Italiano | Español

hello@unyq.com
+34 954 043 699



© UNYQ 2024 TG-06-EN. All rights reserved.